

Spatial Relationships

Visual Sequencing

Visual Memory

Visual Motor Integration



# Shape Jungle - 11

## Level 1

### **Task:**

Depending on which visual perception area you wish to strengthen, there are two ways to complete this exercise:

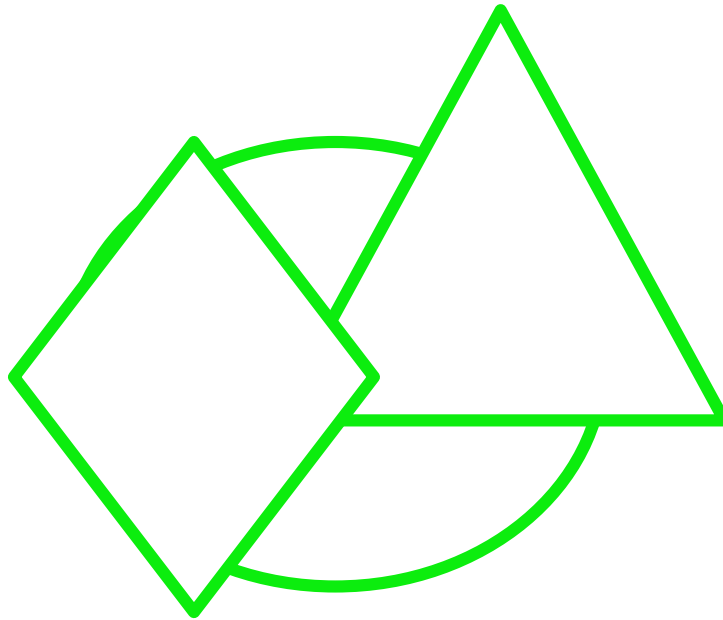
#### Spatial relationships and visual sequencing

After the pattern, there is a page with ten different shapes. To complete the exercise, try to work out which shapes have been used to make up the pattern and the order in which they have been added.

#### Visual memory and visual motor integration

Look at the pattern for a minute. Next, either try to redraw the pattern from memory on the blank page provided or cut out the relevant shapes and stick them on the page to recreate the pattern yourself.


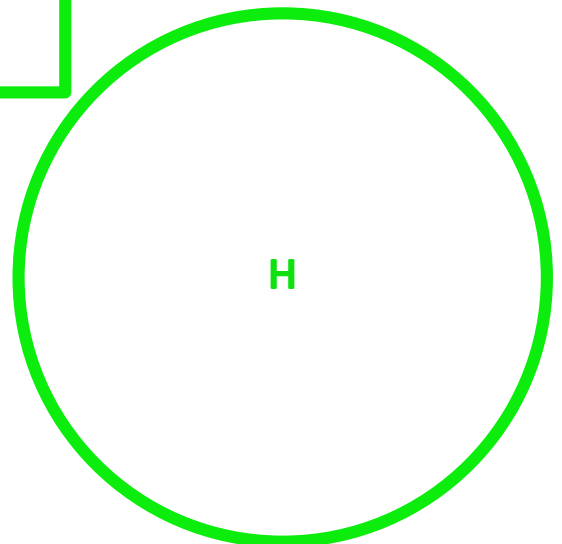
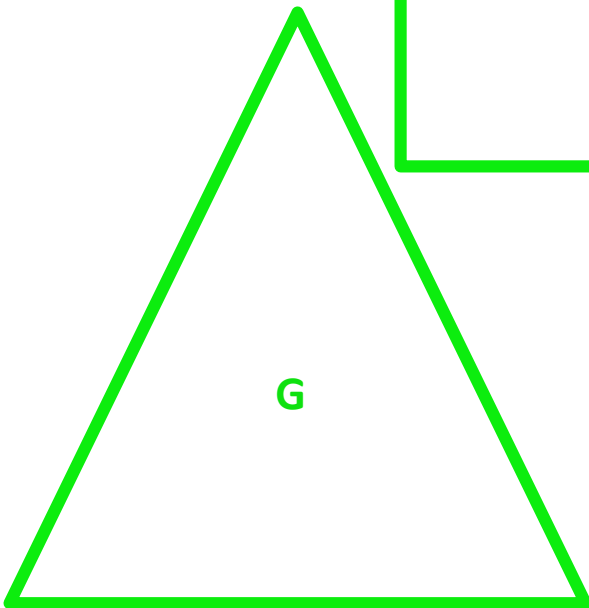


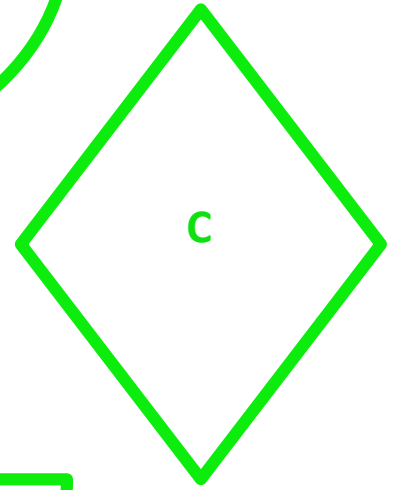
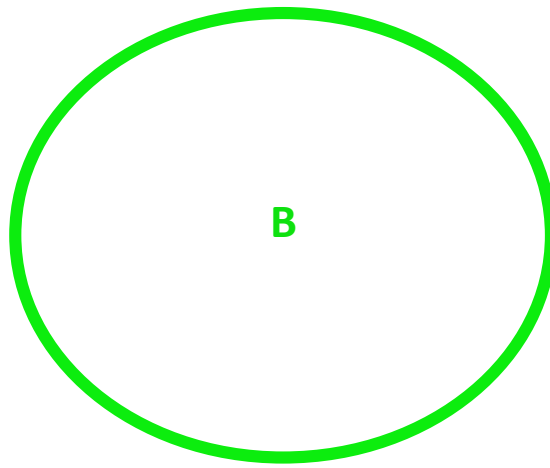
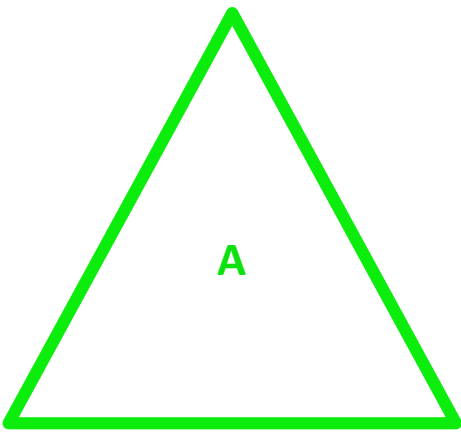
To see if you have the correct answer, refer to the solutions page at the back.



Turn to the next page and try to work out, which of the shapes are used to form the pattern and in which order they have been added.

and/or

Turn to the blank page provided and try to redraw the pattern from memory.



Which of these shapes are in the pattern and in what order have they been added to it?

Can you redraw the pattern from memory?

# Solutions

Well done on completing the task! The solutions are on the following pages. You'll be pleased to know that there are plenty more puzzles on the website.

A B C

